



National Young Readers Week

An Annual Celebration of Reading Created by Pizza Hut® and The Center for the Book in the Library of Congress.

The Seven Silly Eaters

by Mary Ann Hoberman

Picky eaters and children who are part of or long for a large family will love this adorable story told entirely in rhyme. Even though Mrs. Peters picks, peels, strains, scrapes, poaches, fries, and kneads, the requests for special foods keep coming.

Read

Before:

Before you read:

Introduce the book and tell the children a little bit about it. Follow with a comment or question that is related to the story such as, *nobody makes chocolate chip cookies like my mom. What special food does your mom make for you?* Encourage a discussion so the children can comment, ask questions, and express their feelings. Set the stage for listening by asking an "I wonder" statement based on the cover illustration.

- *I wonder if that boy feeding the dog is going to get in trouble?*

During:

Encourage the children to comment on the illustrations, ask questions, and predict what will happen next in the story. Children gain confidence and a sense of achievement through being able to correctly predict how a story will end. Point out "rare words" (e.g., those words that are not commonly used in every day conversation) and help the children relate the meaning in a way that makes sense to them.

Rare Words in *The Seven Silly Eaters*:

- perfect: excellent in every way
- proper: correct
- temperature: the degree of heat
- patiently: to wait without becoming upset
- fair: light-colored skin
- opinions: a personal view about a subject
- bellowed: shout loudly
- cross: angry
- faintly: weak and without energy
- murmur: to speak very quietly
- strain: to pass through a filter to remove large pieces
- pantry: a cupboard with shelves
- foolish: silly or ridiculous



#NYRW2014
@pizzahut @bookitprogram
pizzahut.com/bookit

This printable is reproducible.
The Pizza Hut name, logos, and related marks are trademarks of Pizza Hut, Inc.

Rare Words in *The Seven Silly Eaters* (continued):

- precious: highly valued and much loved
- appetite: a desire for food
- mutter: to speak very quietly
- feebly: weak or without strength
- fussy: choosy about what is liked or disliked
- splendid: impressive and enjoyable
- poached: to cook by simmering in or over water
- groan: a long low cry expressing pain or misery
- persnickety: overly attentive to details
- peck: a unit of measure or a container that holds a peck of materials
- sorrow: sad
- drearily: gloomy and unexcited
- wearily: tired
- grim: extremely unpleasant
- mishmash: a disorderly mixture of things
- huff: anger
- flung: throw or toss
- hodgepodge: a disorderly mixture of things
- depressed: unhappy or sad
- plump: rounded and full
- piping: extremely hot
- silk: a soft, fine fabric

After:

Discuss the story. Ask questions...

- How did Peter like his milk?
- What kind of lemonade did Lucy like?
- Jack liked applesauce. What ingredients are in applesauce?
- Where did Mac dump his oatmeal if it had a lump?
- Mary Lou loved soft, squishy homemade bread. What is bread made out of?
- What did Mrs. Peters name her twins? What did they like to eat?
- Did Mrs. Peters love her children even though the things they wanted to eat took a lot of time to make?
- What did the kids try to do for Mrs. Peters for her birthday?
- What did Mrs. Peters think of her pink and plump and perfect cake?



#NYRW2014

@pizzahut @bookitprogram
pizzahut.com/bookit

Do

Rhyming Words BINGO

Before playing the game, have the children yell out rhyming words they heard in the story. For example: say hot, possible answers - not or cot. They may also say nonsense rhyming words.

Then, hand out a Rhyming Words BINGO sheet to each child. Take a few minutes to name all the pictures for the children. Give each child either stickers or crayons to mark their paper. Draw a card from the Teacher's Cards and say the word out loud. Help the children find a word on their sheet that rhymes with your card and have them mark it. Once the children have three in a row, they yell "BINGO" and get a sticker or any other small reward. Keep playing the game until everyone gets a BINGO.

If desired, make copies of the picture/word squares on the Teacher Cards page and have the kids cut them out to make their own BINGO boards. The children can then glue them on construction paper or cardstock.


















#NYRW2014

@pizzahut @bookitprogram
pizzahut.com/bookit

This printable is reproducible.
The Pizza Hut name, logos, and related marks are trademarks of Pizza Hut, Inc.

Teacher Cards















old	floor	fair	homemade	pound
cat	appetite	pins	bone	pots
head	cook	pan	night	mistake

cold 	hair 	dots 	fins 	lemonade 
bed 	door 	cake 	light 	bat 
book 	hound 	kite 	fan 	phone 




My Name: _____

Rhyming Words BINGO

cold 	hair 	dots 	TV 	lemonade 
bed 	door 		light 	bat 
parade 	hound 	kite 	fan 	phone 

My Name: _____

Rhyming Words BINGO

fan 	lemonade 	light 	fins 	bed 
cold 	cake 		phone 	kite 
hound 	TV 	hair 	book 	dots 

