



Sound Lane Directions

Beginning Sounds - b, d, f, m, s, r

Preparation: Print the board, key and cards. Color and cut apart. Shuffle the cards and place them face down on the table. Review the name for each picture.

To play:



1. Players put their markers on START.
2. The first player draws the top card. He moves his marker to the first picture with the same beginning sound.
For example, if he draws M, he moves to the mushroom. He puts his card face down in a discard pile. The other players continue in the same manner.
3. If no one has reached END when the game cards run out, shuffle, restack, and reuse them.
5. To move into the END space a player must draw D.
6. The first player to END is the winner of the round.

SOUND LANE CARDS

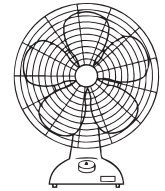


Dd	Dd	Dd	Bb	Bb	Bb
Ff	Ff	Ff	Mm	Mm	Mm
Ss	Ss	Ss	Rr	Rr	Rr



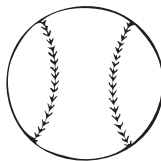
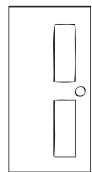
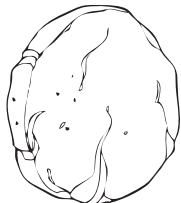

START



7



THE END



5

